


PATELS AIRTEMP (INDIA) LIMITED


Statement Showing Shareholding Pattern as on 30.09.2015

Scrip Code: 517417		Table (I)(a)						
Category code	Category of Shareholder	Number of Shareholders	Total number of shares	Number of shares held in dematerialized form	Total shareholding as a percentage of total number of shares		Shares Pledged or otherwise encumbered	
					As a percentage of (A+B) ¹	As a percentage of (A+B+C)	Number of shares	As a percentage
(I)	(II)	(III)	(IV)	(V)	(VI)	(VII)	(VIII)	(IX)= (VIII)/(IV)*100
(A)	Shareholding of Promoter and Promoter Group							
1	Indian							
(a)	Individuals/ Hindu Undivided Family	18	968421	968421	19.1001	19.1001	0	0.0000
(b)	Central Government/ State Government(s)	0	0	0	0.0000	0.0000	0	0.0000
(c)	Bodies Corporate	0	0	0	0.0000	0.0000	0	0.0000
(d)	Financial Institutions/ Banks	0	0	0	0.0000	0.0000	0	0.0000
(e)	Group Companies	2	1404512	1404512	27.7011	27.7011	0	0.0000
	Sub Total(A)(1)	20	2372933	2372933	46.8012	46.8012	0	0.0000
2	Foreign							
a	Individuals (Non-Residents Individuals/ Foreign Individuals)	0	0	0	0.0000	0.0000	0	0.0000
b	Bodies Corporate	0	0	0	0.0000	0.0000	0	0.0000
c	Institutions	0	0	0	0.0000	0.0000	0	0.0000
d	Qualified Foreign Investor	0	0	0	0.0000	0.0000	0	0.0000
e	Any Others(Specify)	0	0	0	0.0000	0.0000	0	0.0000
	Sub Total(A)(2)	0	0	0	0.0000	0.0000	0	0.0000
	Total Shareholding of Promoter and Promoter Group (A)= (A)(1)+(A)(2)	20	2372933	2372933	46.8012	46.8012	0	0.0000
(B)	Public shareholding							
1	Institutions							
(a)	Mutual Funds/ UTI	0	0	0	0.0000	0.0000	0	0.0000
(b)	Financial Institutions/ Banks	0	0	0	0.0000	0.0000	0	0.0000




(c)	Central Government/ State Government(s)	0	0	0	0.0000	0.0000	0	0.0000
(d)	Venture Capital Funds	0	0	0	0.0000	0.0000	0	0.0000
(e)	Insurance Companies	0	0	0	0.0000	0.0000	0	0.0000
(f)	Foreign Institutional Investors	0	0	0	0.0000	0.0000	0	0.0000
(g)	Foreign Venture Capital Investors	0	0	0	0.0000	0.0000	0	0.0000
(h)	Qualified Foreign Investor	0	0	0	0.0000	0.0000	0	0.0000
(i)	Any Other (specify)	0	0	0	0.0000	0.0000	0	0.0000
	Sub-Total (B)(1)	0	0	0	0.0000	0.0000	0	0.0000
B 2	Non-institutions							
(a)	Bodies Corporate	124	111908	109058	2.2072	2.2072	0	0.0000
(b)	Individuals							
I	Individuals -i. Individual shareholders holding nominal share capital up to Rs 1 lakh	6549	1910421	1758737	37.6791	37.6791	0	0.0000
II	ii. Individual shareholders holding nominal share capital in excess of Rs. 1 lakh.	22	550210	550210	10.8518	10.8518	0	0.0000
(c)	Qualified Foreign Investor	0	0	0	0.0000	0.0000	0	0.0000
(d)	Trusts	0	0	0	0.0000	0.0000	0	0.0000
(d-i)	Clearing Member	27	10631	10631	0.2097	0.2097	0	0.0000
(d-ii)	Non Resident Indians (NRI)	138	114137	114137	2.2511	2.2511	0	0.0000
	Sub-Total (B)(2)	6860	2697307	2542773	53.1988	53.1988	0	0.0000
(B)	Total Public Shareholding (B)= (B)(1)+(B)(2)	6860	2697307	2542773	53.1988	53.1988	0	0.0000
	TOTAL (A)+(B)	6880	5070240	4915706	100.0000	100.0000	0	0.0000
(C)	Shares held by Custodians and against which Depository Receipts have been issued							
1	Promoter and Promoter Group	0	0	0	0.0000	0.0000	0	0.0000
2	Public	0	0	0	0.0000	0.0000	0	0.0000
	Sub-Total (C)	0	0	0	0.0000	0.0000	0	0.0000
	GRAND TOTAL (A)+(B)+(C)	6880	5070240	4915706	100.0000	100.0000	0	0.0000



Sr/No	Notes
1	
2	
3	
4	
5	
6	
7	
8	
9	


NA



PATELS AIRTEMP (INDIA) LIMITED- BSE Scrip Code: 517417

(I)(b) Statement showing holding of securities (including shares, warrants, convertible securities) of persons belonging to the category "Promoter and Promoter Group" as on 30.09.2015

Sr. No.	Name of the shareholder	Details of Shares held		Encumbered shares (*)			Details of warrants		Details of convertible securities		Total shares (including underlying shares assuming full conversion of warrants and convertible securities) as a % of diluted share capital
		Number of shares held	As a % of grand total (A)+(B)+(C)	No.	As a percentage	As a % of grand total (A)+(B)+(C) of sub-clause (I)(a)	Number of warrants held	As a % total number of warrants of the same class	Number of convertible securities held	As a % total number of convertible securities of the same class	
(I)	(II)	(III)	(IV)	(V)	(VI)=(V)/(III)*100	(VII)	(VIII)	(IX)	(X)	(XI)	(XII)
1	Therm Flow Engineers Pvt. Ltd.	1364512	26.9122	0	0.00	0.00	0	0	0	0	0
2	Devidas Chelaram Narumalani	290145	5.7225	0	0.00	0.00	0	0	0	0	0
3	Narendrabhai Gopalbhai Patel	268500	5.2956	0	0.00	0.00	0	0	0	0	0
4	Patel Narayanbhai Gangaram	120000	2.3668	0	0.00	0.00	0	0	0	0	0
5	Patel Prakash Narayanbhai	120000	2.3668	0	0.00	0.00	0	0	0	0	0
6	Patel Sitaben Narayanbhai	55000	1.0848	0	0.00	0.00	0	0	0	0	0
7	Narendra Gopal Patel	35301	0.6962	0	0.00	0.00	0	0	0	0	0
8	Patel Narayanbhai Gangaram	17700	0.3491	0	0.00	0.00	0	0	0	0	0
9	Sanjiv Narayanbhai Patel	16000	0.3156	0	0.00	0.00	0	0	0	0	0
10	Aarty P. Patel	14000	0.2761	0	0.00	0.00	0	0	0	0	0
11	Zinnia Narendra Patel	6675	0.1317	0	0.00	0.00	0	0	0	0	0
12	Rashmika Narendra Patel	6525	0.1287	0	0.00	0.00	0	0	0	0	0
13	Pushpa D. Narumalani	5775	0.1139	0	0.00	0.00	0	0	0	0	0
14	Prakash N. Patel	5000	0.0986	0	0.00	0.00	0	0	0	0	0
15	Kanayalal Gagandas Narumalan	3750	0.0740	0	0.00	0.00	0	0	0	0	0
16	Khushal Gagandas Narumalani	3750	0.0740	0	0.00	0.00	0	0	0	0	0
17	Jalpa Sanjiv Patel	100	0.0020	0	0.00	0.00	0	0	0	0	0
18	Sanjivkumar Narayanbhai Patel	100	0.0020	0	0.00	0.00	0	0	0	0	0
19	Shiv Fintrade Pvt. Ltd.	40000	0.7889	0	0.00	0.00	0	0	0	0	0
20	Shivang Prakashchandra Patel	100	0.0020	0	0.00	0.00	0	0	0	0	0
TOTAL		2372933	46.8012	0	0.00	0.00	0	0	0	0	0



PATELS AIRTEMP (INDIA) LIMITED- BSE Scrip Code: 517417

(I)(c)(i) Statement showing holding of securities (including shares, warrants, convertible securities) of persons belonging to the category "Public" and holding more than 1% of the total number of shares as on 30.09.2015

Sr. No.	Name of the shareholder	Number of shares held	Shares as a percentage of total number of shares [i.e., Grand Total (A)+(B)+(C) indicated in Statement at para (I)(a) above}	Details of warrants		Details of convertible securities		Total shares (including underlying shares assuming full conversion of warrants and convertible securities) as a % of diluted share capital
				Number of warrants held	As a % total number of warrants of the same class	Number of convertible securities held	% w.r.t total number of convertible securities of the same class	
1	Sharad Kanayalal Shah	61000	1.2031	0	0	0	0	0
2	Snehal Bhupendra Shah	53000	1.0453	0	0	0	0	0
TOTAL		114000	2.2484	0	0	0	0	0



PATELS AIRTEMP (INDIA) LIMITED- BSE Scrip Code: 517417

(I)(c)(ii) Statement showing holding of securities (including shares, warrants, convertible securities) of persons (together with PAC) belonging to the category "Public" and holding more than 5% of the total number of shares of the company as 30.09.2015

Sr. No.	Name(s) of the shareholder(s) and the Persons Acting in Concert (PAC) with them	Number of shares	Shares as a percentage of total number of shares {i.e., Grand Total (A)+(B)+(C) indicated in Statement at para (I)(a) above}	Details of warrants		Details of convertible securities		Total shares (including underlying shares assuming full conversion of warrants and convertible securities) as a % of diluted share capital
				Number of warrants	As a % total number of warrants of the same class	Number of convertible securities held	% w.r.t total number of convertible securities of the same class	
1	NIL	0	0.00	0	0	0	0	0
2	NIL	0	0.00	0	0	0	0	0
3	NIL	0	0.00	0	0	0	0	0
4	NIL	0	0.00	0	0	0	0	0
TOTAL		0	0.00	0	0	0	0	0



PATELS AIRTEMP (INDIA) LIMITED- BSE Scrip Code: 517417

(I)(d) Statement showing details of locked-in shares as on 30.09.2015

Sr. No.	Name of the shareholder	Number of locked-in shares	Locked-in shares as a percentage of total number of shares {i.e., Grand Total (A)+(B)+(C) indicated in Statement at para (I)(a)}
1	Nil	0	0.00
2	Nil	0	0.00
TOTAL		0	0.00

(II)(a) Statement showing details of Depository Receipts (DRs) as on 30.09.2015

Sr. No.	Type of outstanding DR (ADRs, GDRs, SDRs, etc.)	Number of outstanding DRs	Number of shares underlying outstanding DRs	Shares underlying outstanding DRs as a percentage of total number of shares {i.e., Grand Total (A)+(B)+(C) indicated in Statement at para (I)(a) above}
1	GDRs	0	0	0.00
TOTAL		0	0	0.00

(II)(b) Statement showing holding of Depository Receipts (DRs), where underlying shares held by "promoter/promoter group" are in excess of 1% of the total number of shares as on 30.09.2015

Sr. No.	Name of the DR Holder	Type of outstanding DR (ADRs, GDRs, SDRs, etc.)	Number of shares underlying outstanding DRs	Shares underlying outstanding DRs as a percentage of total number of shares {i.e., Grand Total (A)+(B)+(C) indicated in Statement at para (I)(a) above}
1	Nil	Nil	0	0.00
2	Nil	Nil	0	0.00
TOTAL		Nil	0	0.00

